

1

2

3

4

KIT CONTENTS

REVISIONS

REV	DESCRIPTION	DATE	APPROVED
1	INITIAL RELEASE PER ECO 16-21965	02/28/17	K.DUBROWN
A	RELEASE PER ECO 17-22876	11/20/17	K.DUBROWN

REAR MOUNTING BRACKET

FRONT LOCKING BRACKET

SLIDE RAIL

8-32 FILLISTER HEAD MACHINE SCREW
3/8" LENGTH, SILVER
QTY 12

8-32 MACHINE SCREW
5/16" LENGTH, BLACK
QTY 24

10-32 MACHINE SCREW
1/2" LENGTH, BLACK
QTY 24

#10 FLAT WASHER
0.375" OD, BLACK
QTY 4

INCLUDED IN KIT:

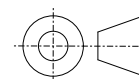
1. SLIDE RAIL, QTY: 2
2. REAR MOUNTING BRACKET, QTY: 2
3. FRONT LOCKING BRACKET, QTY: 2
4. 18-8 SS PAN HEAD PHILIPS MACHINE SCREW 8-32
THREAD, 5/16" LENGTH, BLACK OXIDE FINISH QTY: 24
5. 18-8 SS FILLISTER HEAD PHILIPS MACHINE SCREW 8-32
THREAD, 3/8" LENGTH, PLAIN FINISH QTY: 12
6. 18-8 SS PAN HEAD PHILIPS MACHINE SCREW 10-32
THREAD, 1/2" LENGTH, BLACK OXIDE FINISH, QTY: 24
7. 18-8 SS #10 FLAT WASHER, 0.375" OD, BLACK OXIDE
FINISH, QTY: 4
8. REFERENCE SYNQOR SPECIFICATIONS: 554-1000013
554-1000014 & 554-1000015

TOLERANCES:

Unless otherwise specified:
All dimensions in inches

.X +/- .025
.XX +/- .010
.XXX +/- .005
Angles +/- 1°

THIRD ANGLE PROJECTION



THIS DRAWING IS THE PROPERTY OF SYNQOR INC.
It is not to be reproduced or copied, in whole
or in part, or used for furnishing information
to others, or for any purpose detrimental to the
interests of SynQor. The information shown herein
may be protected by patents owned or controlled by SynQor.

SynQor

155 Swanson Road
Boxborough, MA 01719

UPS SHORT RACK SLIDE MOUNT KIT (400mm DEPTH)

SOURCE: PRO/E 554-1000013

SIZE	DATE	DWG. NO.	REV
A	NOV-20-17	SYN-9043	A

SCALE: 0.325 DRAWN: KJD CHECK: SHEET 1 of 7

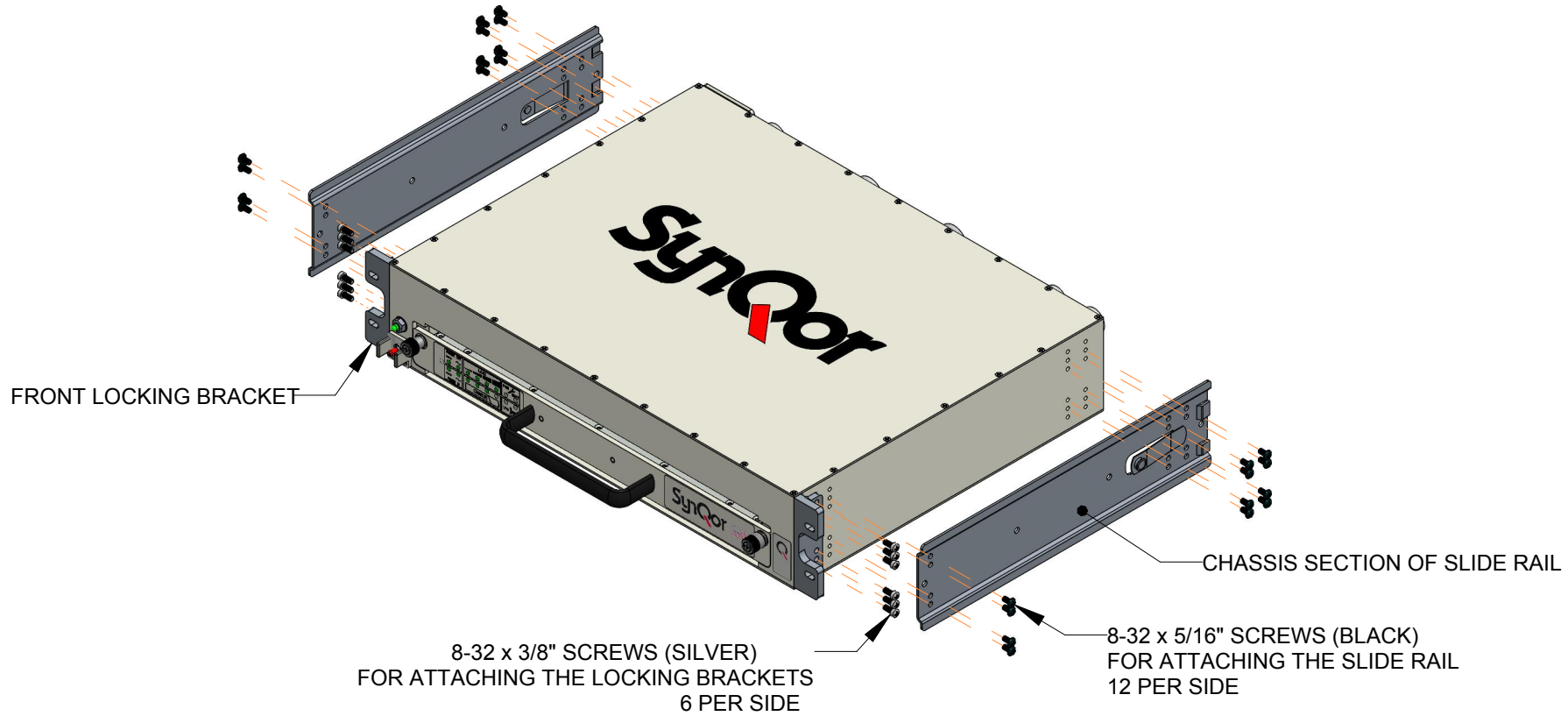
1

2

3

4

RAIL-CHASSIS MOUNTING DIAGRAM



TOLERANCES:
Unless otherwise specified:
All dimensions in inches
.X +/- .025
.XX +/- .010
.XXX +/- .005
Angles +/- 1°

THIRD ANGLE PROJECTION

THIS DRAWING IS THE PROPERTY OF SYNQOR INC.
It is not to be reproduced or copied, in whole
or in part, or used for furnishing information
to others, or for any purpose detrimental to the
interests of SynQor. The information shown herein
may be protected by patents owned or controlled by SynQor.

SynQor 155 Swanson Road
Boxborough, MA 01719

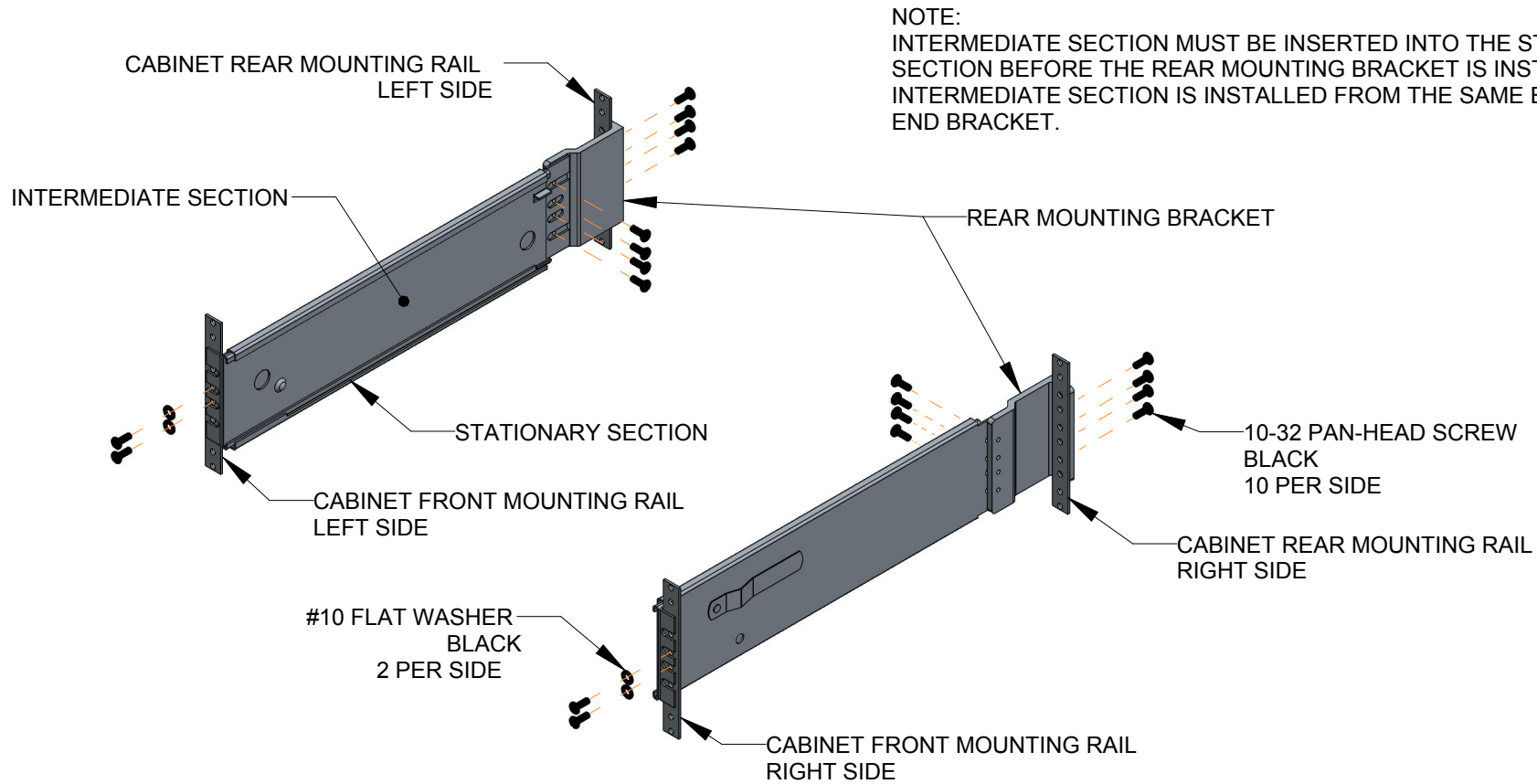
**UPS SHORT RACK SLIDE
MOUNT KIT (400mm DEPTH)**

SOURCE: PRO/E 554-1000013

SIZE A	DATE NOV-20-17	DWG. NO. SYN-9043	REV A
------------------	--------------------------	-----------------------------	-----------------

SCALE: 0.200	DRAWN: KJD	CHECK:	SHEET 2 of 7
--------------	------------	--------	--------------

RAIL-RACK MOUNTING DIAGRAM

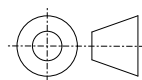


TOLERANCES:

Unless otherwise specified:
 All dimensions in inches

- .X +/- .025
- .XX +/- .010
- .XXX +/- .005
- Angles +/- 1°

THIRD ANGLE PROJECTION



THIS DRAWING IS THE PROPERTY OF SYNQOR INC.
 It is not to be reproduced or copied, in whole or in part, or used for furnishing information to others, or for any purpose detrimental to the interests of SynQor. The information shown herein may be protected by patents owned or controlled by SynQor.



155 Swanson Road
 Boxborough, MA 01719

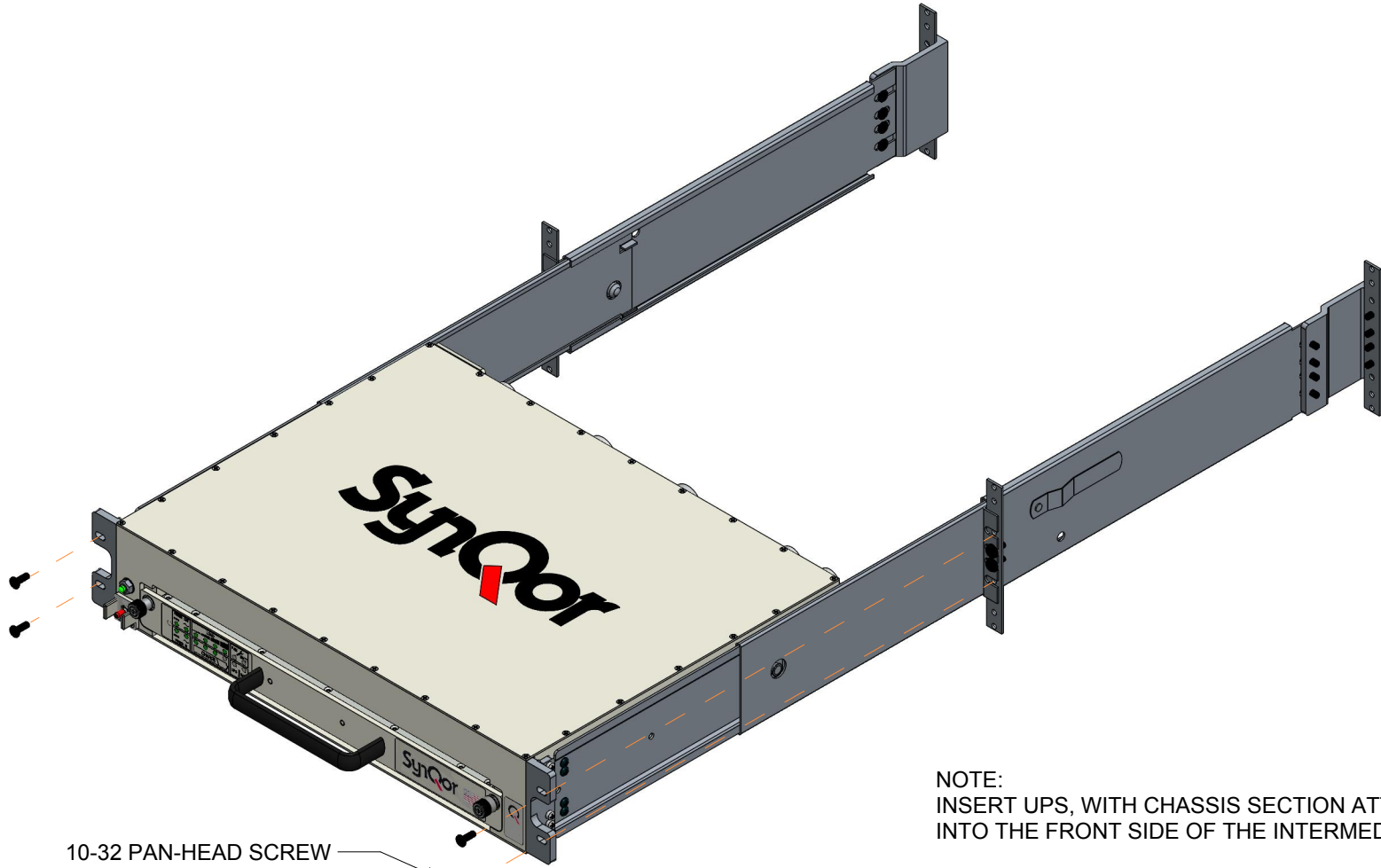
**UPS SHORT RACK SLIDE
 MOUNT KIT (400mm DEPTH)**

SOURCE: PRO/E 554-1000013

SIZE	DATE	DWG. NO.	REV
A	NOV-20-17	SYN-9043	A

SCALE: 1.000 DRAWN: KJD CHECK: SHEET 3 of 7

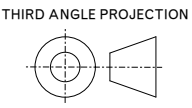
RAIL-RACK MOUNTING DIAGRAM



10-32 PAN-HEAD SCREW
BLACK
2 PER SIDE

NOTE:
INSERT UPS, WITH CHASSIS SECTION ATTACHED,
INTO THE FRONT SIDE OF THE INTERMEDIATE SECTION

TOLERANCES:
Unless otherwise specified:
All dimensions in inches
.X +/- .025
.XX +/- .010
.XXX +/- .005
Angles +/- 1°



THIS DRAWING IS THE PROPERTY OF SYNQOR INC.
It is not to be reproduced or copied, in whole
or in part, or used for furnishing information
to others, or for any purpose detrimental to the
interests of SynQor. The information shown herein
may be protected by patents owned or controlled by SynQor.



155 Swanson Road
Boxborough, MA 01719

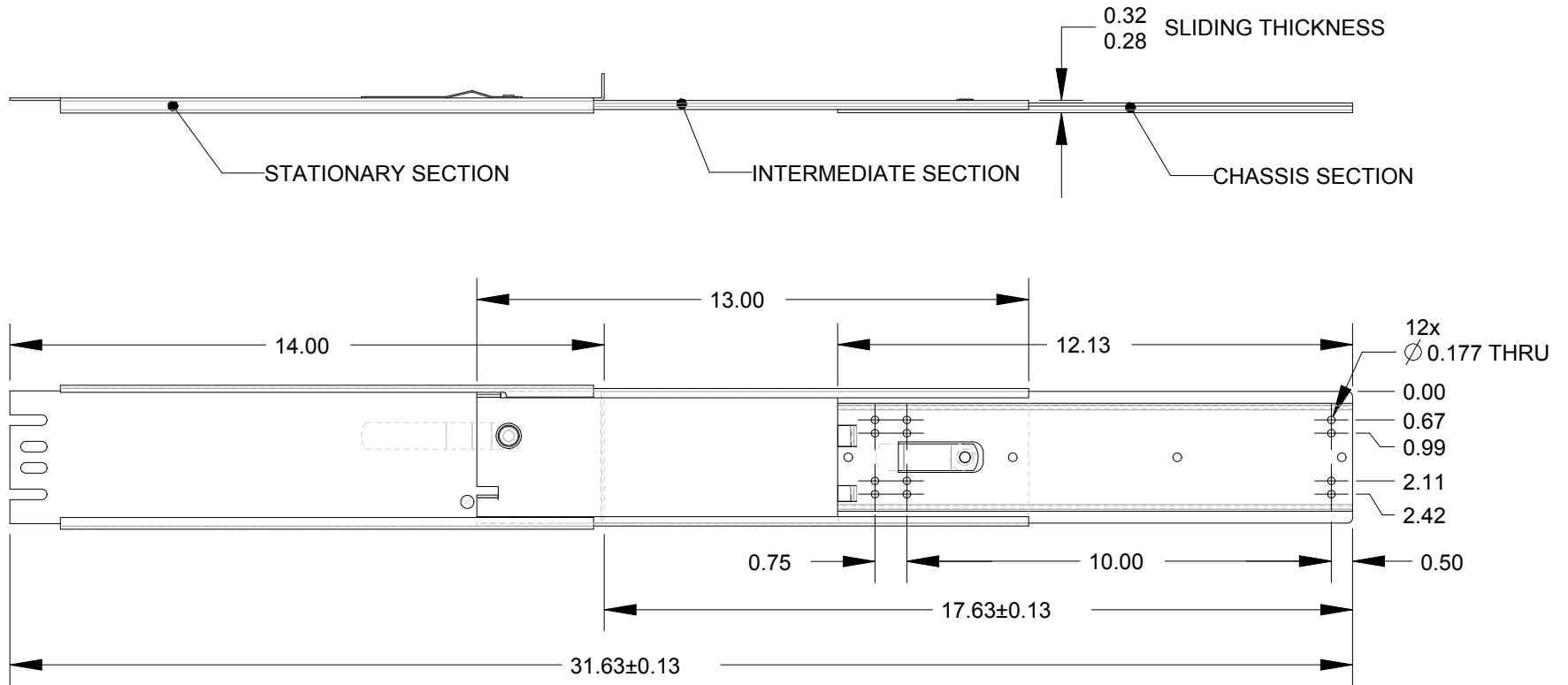
UPS SHORT RACK SLIDE MOUNT KIT (400mm DEPTH)

SOURCE: PRO/E 554-1000013

SIZE	DATE	DWG. NO.	REV
A	NOV-20-17	SYN-9043	A


SCALE: 0.200 DRAWN: KJB CHECK: SHEET 4 of 7

SLIDE RAIL DETAILS



NOTES

1. ALL SLIDING MEMBERS OF THE STANDARD SLIDE ARE MADE FROM COLD ROLLED STEEL.
2. WEIGHT CAPACITY OF THE RAIL IS 125 lbs.

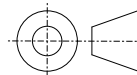


TOLERANCES:

Unless otherwise specified:
All dimensions in inches

.X +/- .025
.XX +/- .010
.XXX +/- .005
Angles +/- 1°

THIRD ANGLE PROJECTION



THIS DRAWING IS THE PROPERTY OF SYNQOR INC.
It is not to be reproduced or copied, in whole or in part, or used for furnishing information to others, or for any purpose detrimental to the interests of SynQor. The information shown herein may be protected by patents owned or controlled by SynQor.

SynQor

155 Swanson Road
Boxborough, MA 01719

UPS SHORT RACK SLIDE MOUNT KIT (400mm DEPTH)

SOURCE: PRO/E 554-1000013

SIZE	DATE	DWG. NO.	REV
A	NOV-20-17	SYN-9043	A
SCALE: 0.250	DRAWN: KJB	CHECK:	SHEET 5 of 7

1 2 3 4

A

A

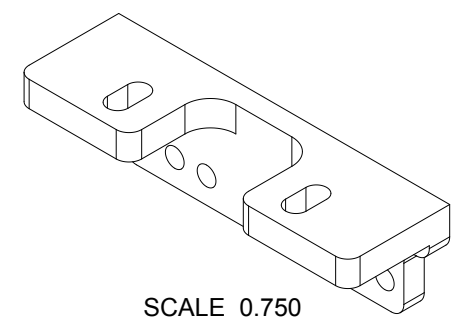
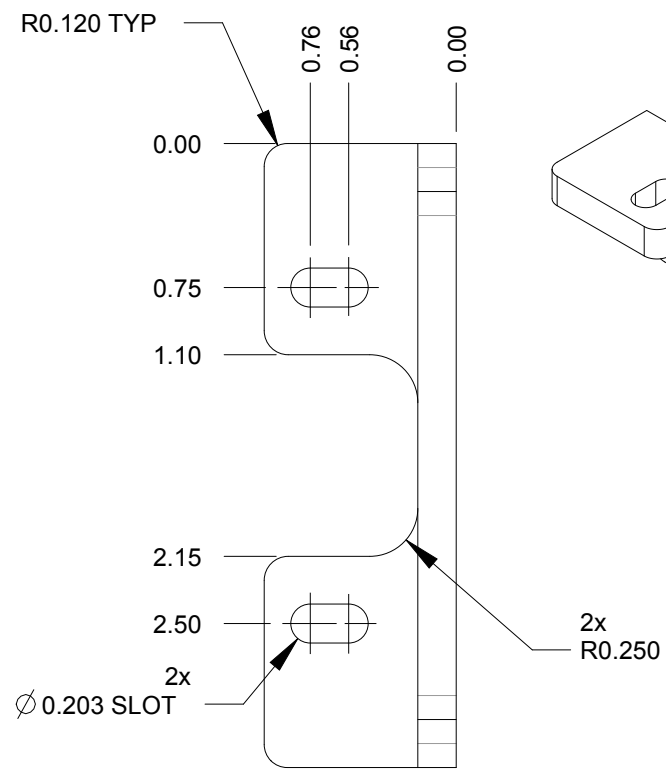
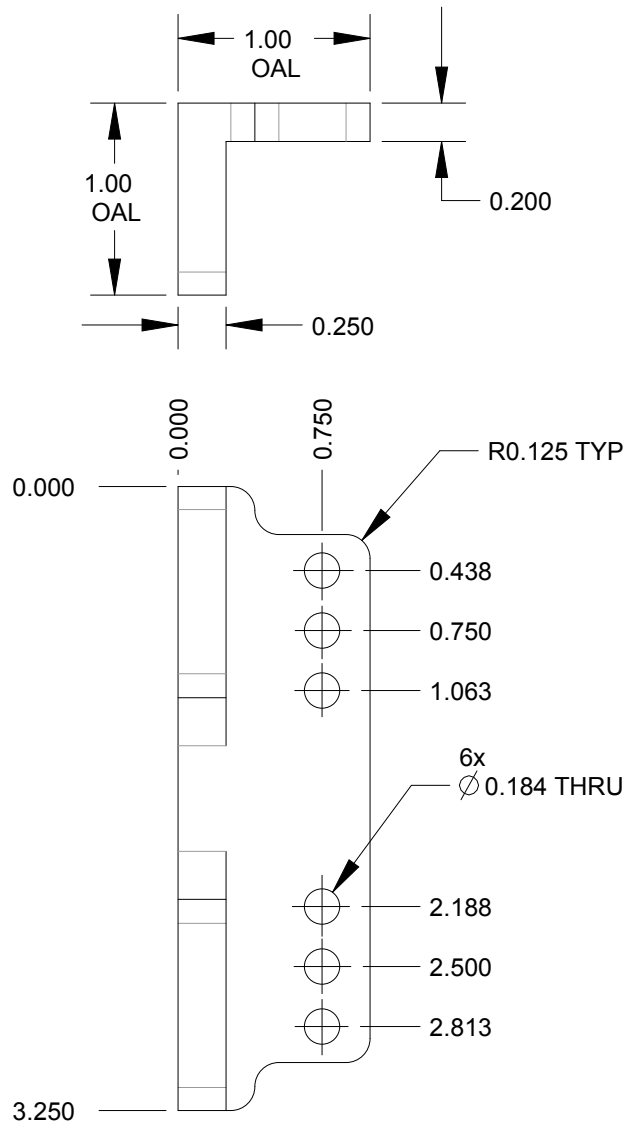
B

B

C

C

FRONT BRACKET DETAILS



NOTES:
 1. MATERIAL: 6061-T6 ALUMINUM
 2. FINISH: CLEAR ANODIZED

TOLERANCES:
 Unless otherwise specified:
 All dimensions in inches
 .X +/- .025
 .XX +/- .010
 .XXX +/- .005
 Angles +/- 1°

THIRD ANGLE PROJECTION

THIS DRAWING IS THE PROPERTY OF SYNQOR INC.
 It is not to be reproduced or copied, in whole or in part, or used for furnishing information to others, or for any purpose detrimental to the interests of SynQor. The information shown herein may be protected by patents owned or controlled by SynQor.

SynQor 155 Swanson Road
 Boxborough, MA 01719

UPS SHORT RACK SLIDE MOUNT KIT (400mm DEPTH)

SOURCE: PRO/E 554-1000013

SIZE	DATE	DWG. NO.	REV
A	NOV-20-17	SYN-9043	A
SCALE: 1.000	DRAWN: KJD	CHECK:	SHEET 6 of 7

1 2 3 4

1

2

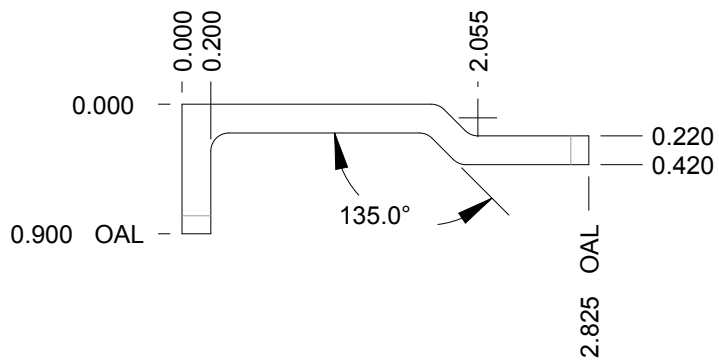
3

4

REAR BRACKET DETAILS


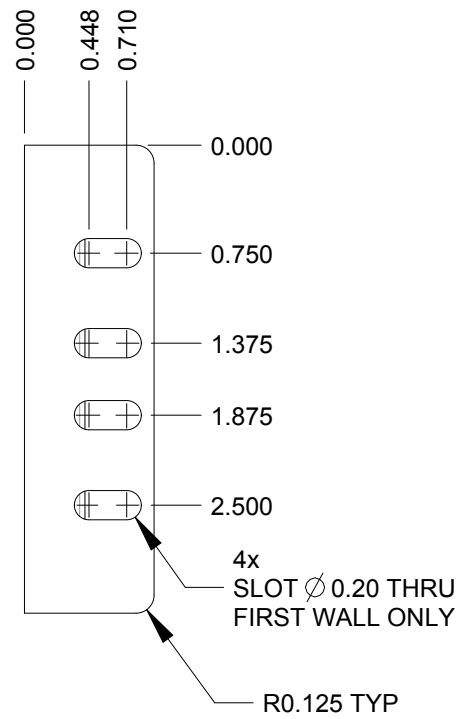
A

A

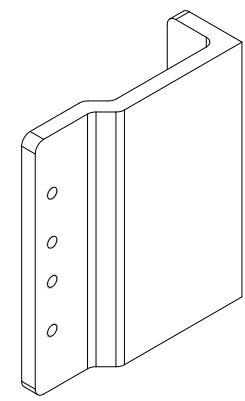


B

B



4x
DRILL THRU, TAP & INSTALL
10-32 x 0.190" HELICOIL



SCALE: 0.500

C

C

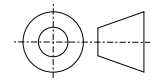
NOTES:
1. MATERIAL: 6061-T6 ALUMINUM
2. FINISH: CLEAR ANODIZED

TOLERANCES:

Unless otherwise specified:
All dimensions in inches

- .X +/- .025
- .XX +/- .010
- .XXX +/- .005
- Angles +/- 1°

THIRD ANGLE PROJECTION



THIS DRAWING IS THE PROPERTY OF SYNQOR INC.
It is not to be reproduced or copied, in whole
or in part, or used for furnishing information
to others, or for any purpose detrimental to the
interests of SynQor. The information shown herein
may be protected by patents owned or controlled by SynQor.



155 Swanson Road
Boxborough, MA 01719

UPS SHORT RACK SLIDE MOUNT KIT (400mm DEPTH)

SOURCE: PRO/E 554-1000013

SIZE	DATE	DWG. NO.	REV
A	NOV-20-17	SYN-9043	A
SCALE: 0.500	DRAWN: KJD	CHECK:	SHEET 7 of 7

1

2

3

4